

FLAT SPINNING

sospensione / parete / binario
suspended / surface / track





Flat Spinning

FLAT SPINNING è un apparecchio composto da un telaio in estruso di alluminio su cui sono ancorati dei proiettori orientabili in alluminio pressofuso per lampade alogene e ad alogenuri metallici, ad emissione diretta. I prodotti possono essere installati a sospensione, parete e binario.

Vano ausiliari elettrici incorporato.

FLAT SPINNING is a luminaire manufactured from aluminium extrusion, with direct emission, for either halogen or metal halide lamps. The adjustable die cast aluminium fittings are fixed within the manufactured, extruded frame. It can be suspended, surface or track mounted.

With integral control gear box.

FLAT SPINNING



Sistema di fissaggio: non compreso

Fixing kit: not included

A richiesta - On request:

Colori disponibili:

- 01 bianco RAL 9016
- 05 grigio RAL 9006

Available colours:

- 01 white RAL 9016
- 05 gray RAL 9006

A richiesta per tutti i modelli: finitura diversa dallo standard

On request for all type: other optional finishes available



vedi "come leggere il catalogo" (pag. 1)
see "how to read the catalogue" (page 1)

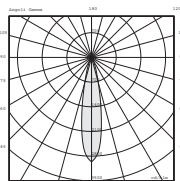
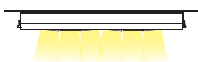
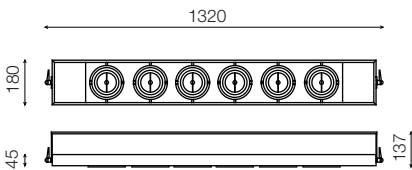
cod. **FL2052** orientabile



IP20D

Articolo Code	descrizione description	attacco pin
•• FL2052	6xAR111 (max 75W)	G53

• = codice consegna (pag. 8) - delivery code (pag. 8)



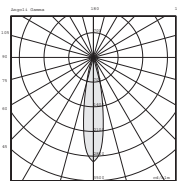
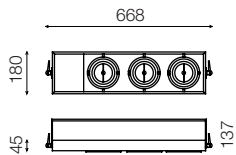
cod. **FL2054** orientabile



IP20D

Articolo Code	descrizione description	attacco pin
•• FL2054	3xAR111 (max 75W)	G53

• = codice consegna (pag. 8) - delivery code (pag. 8)



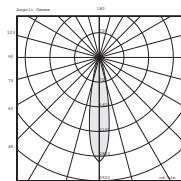
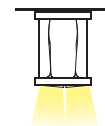
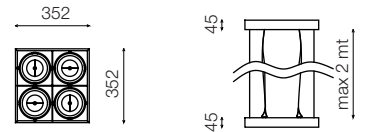
cod. **FL2056** orientabile



IP20D

Articolo Code	descrizione description	attacco pin
•• FL2056	4xAR111 (max 75W)	G53
•• FL2057	4xPAR30 (max 100W)	E27

• = codice consegna (pag. 8) - delivery code (pag. 8)




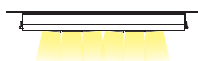
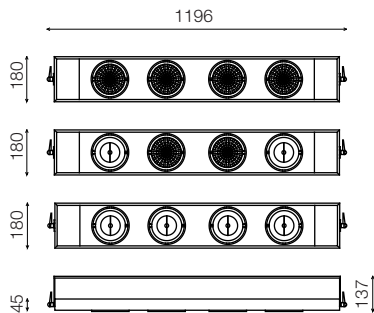
cod. **FL2058** orientabile



AR 111 CDM/R IP20D

Articolo Code	descrizione description	attacco pin
•• FL2058	4x35W - CDM/R	GX8.5
•• FL2059	4x70W - CDM/R	GX8.5
•• FL2060	2xAR111 (max 75W) + 2x70W - CDM/R	G53 GX8.5
•• FL2061	4xAR111 (max 75W)	G53

• = codice consegna (pag. 8) - delivery code (pag. 8)




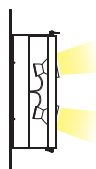
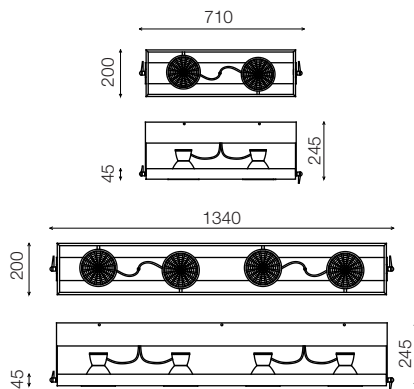
cod. **FL2063** orientabile



CDM/T IP40D

Articolo Code	descrizione description	attacco pin
•• FL2063	2x70W - CDM/T	G12
•• FL2064	2x150W - CDM/T	G12
•• FL2065	4x70W - CDM/T	G12
•• FL2066	4x150W - CDM/T	G12

• = codice consegna (pag. 8) - delivery code (pag. 8)



cod. **KT10203** accessori a richiesta



Articolo Code	descrizione description
KT10203	- cavo d'acciaio - perni a regolazione millimetrica - steel cable - millimetric regulation pin
KT10206	- rosone di alimentazione - cavo elettrico trasparente 3x0,75 mmq - 2 mt. - electrified ceiling rose - transparent electric wire cable 3x0,75 mmq - 2 mt.